



JINDAL ADARSH GRAMYA BHARTI

HR. SEC. SCHOOL, KIRODIMAL

NAGAR

SUMMER VACATION HOMEWORK -

INTELLECTUAL

PERSISTENCE

2026

EXCELLENCE


CLASS - VIII

CBSE

ENGLISH HOMEWORK – CLASS 8

1. CREATIVE WRITING

- Write stories of wit, humour and wisdom any 2 of Tenali Rama tales or **Akbar-Birbal**.
(in half chart paper)



2. NARRATIVE ESSAY

- Write narrative essay on situation given below:
(i) The day I learned the value of teamwork ☆
(ii) A small act of kindness that made a difference



3. NOTICE WRITING



- In Book (Page: 25)
And in copy



4. READING PRACTICE

- Read **Two Paragraphs** Every Day
- (On every Sunday send video while reading)

5. HAND WRITING PRACTICE

- Every weekend's planning in copy



6. PROJECT

- Make a **"Puppet Presentation"**
On Story of Tenali Rama or Akbar-Birbal



6. PROJECT

- Make a **"Puppet Presentation"**
On Story of Tenali Rama Or Akbar-Birbal



★ **Be Neat & Creative!** ★

★ Draw Borders & Use Colours





विद्या ददाति विनयम्

JINDAL ADARSH GRAMYA BHARTI

HR. SEC. SCHOOL, KIRODIMAL NAGAR

Class - 8th

Subject - Hindi



ग्रीष्मकालीन अवकाश गृहकार्य

1 परियोजना कार्य (Project Work)

विषय: अपनी किसी यादगार यात्रा का अनुभव लिखिए।

★ प्रस्तावना

★ यात्रा का उद्देश्य

★ यात्रा के दौरान अनुभव

★ वहाँ के दर्शनीय स्थल

★ निष्कर्ष



2 पर्यावरण संरक्षण (वृक्षारोपण) पर निबंध लिखिए।



3 पत्र लेखन

(क) अनौपचारिक पत्र (Informal Letter)

विषय: मित्र को जन्मदिन की शुभकामनाएँ।



1. पता (अपना पता)
2. दिनांक
3. संबोधन - प्रिय मित्र / माता-पिता / भाई
4. विषय-वस्तु
5. अंत - तुम्हारा मित्र / तुम्हारा भाई
6. नाम (अपना नाम)

(ख) औपचारिक पत्र

विषय: विद्यालय में पुस्तकालय की सुविधा बढ़ाने हेतु आवेदन।

1. प्रेषक का पता
2. दिनांक
3. प्राप्तकर्ता का पता
4. विषय
5. संबोधन - महोदय / महोदया
6. मुख्य विषय-वस्तु
7. धन्यवाद
8. अंत - भवदीय / आपका आज्ञाकारी
9. नाम (अपना नाम)



4 यातायात चिन्हों के चित्र बनाकर उनका अर्थ लिखिए।



5 रचनात्मक कार्य (Creative Work)

1 मेरा सपना भारत विषय पर पोस्टर बनाइए।



2 प्रकृति बचाओ पर स्लोगन लिखिए। (कोई पाँच)



6 रोज पाँच नए हिंदी शब्द और उनके अर्थ लिखिए।



7 स्वदेशी कविता को याद करके लिखिए।



नियमित अभ्यास ही सफलता की कुंजी हैं।
समय का सदुपयोग करें और श्रेष्ठ कार्य करें।



**JINDAL ADARSH GRAMYA BHARTI HR. SEC. SCHOOL,
KIRODIMAL NAGAR**

SUMMER VACATION HOMEWORK - 2026

CLASS - VIII

SUBJECT - SANSKRIT

1. अस्मद् एवं युष्मद् शब्द रूप प्रथम विभक्ति से सप्तमी विभक्ति तक तीनों वचनों में लिखिए।

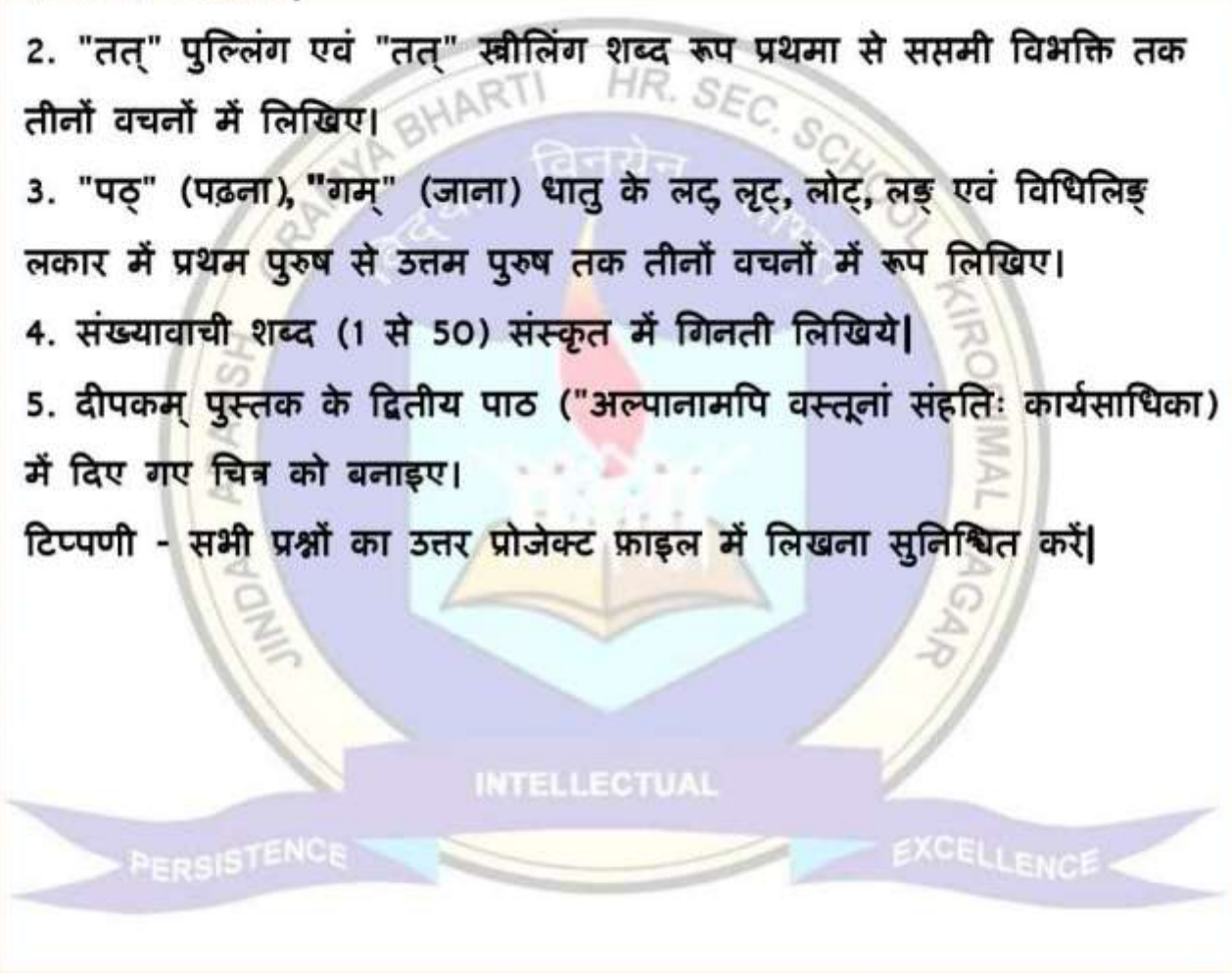
2. "तत्" पुल्लिङ्ग एवं "तत्" स्त्रीलिङ्ग शब्द रूप प्रथमा से सप्तमी विभक्ति तक तीनों वचनों में लिखिए।

3. "पठ्" (पढ़ना), "गम्" (जाना) धातु के लट् लृट्, लोट्, लङ् एवं विधिलिङ् लकार में प्रथम पुरुष से उत्तम पुरुष तक तीनों वचनों में रूप लिखिए।

4. संख्यावाची शब्द (1 से 50) संस्कृत में गिनती लिखिये।

5. दीपकम् पुस्तक के द्वितीय पाठ ("अल्पानामपि वस्तूनां संहतिः कार्यसाधिका") में दिए गए चित्र को बनाइए।

टिप्पणी - सभी प्रश्नों का उत्तर प्रोजेक्ट फ़ाइल में लिखना सुनिश्चित करें।





SUMMER VACATION HOMEWORK - MATHS

CLASS 8



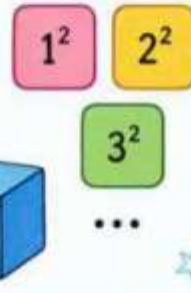
SECTION 1: CONCEPT BUILDER (WARM-UP)

Que 1) Write all square numbers from 1 to 30 and identify patterns in them.

Que 2) List first 15 cube numbers and observe how they grow.

Que 3) Explain in your own words:

- What is a perfect square?
- What is a perfect cube?



SECTION 2: PRACTICE TIME

Solve the following:

- Find the squares:
(a) 36 (b) 48 (c) 105
- Find the cubes:
(a) 12 (b) 25 (c) 30
- Find square roots using prime factorization:
(a) 576 (b) 1600 (c) 2025
- Find cube roots:
(a) 216 (b) 729 (c) 3375



SECTION 3: ACTIVITY - REAL-LIFE APPLICATION

Write 5 real-life examples where squares and cubes are used.



Square tiles on the floor



Dice (a cube)



Chessboard (square shape)



Gift box (cube shape)



Ice cube



SECTION 4: THINKING QUESTIONS (HOTS)

- If a number ends in 2, can its square end in 4? Explain.
- Can a perfect square be odd? Give examples.
- Find the smallest number which when multiplied by 75 becomes a perfect square.
- Is 2000 a perfect cube? Justify your answer.
- Find a number whose square is between 200 and 300.



Note: Do your work neatly in a separate notebook. Show all steps and write answers clearly.



HOLIDAY HOME ASSIGNMENT

SUBJECT : SCIENCE

SUBMIT AFTER VACATIONS



PART 1: ACTIVITY BASED LEARNING

1. CURD ACTIVITY

Take help from your parents and prepare curd at home.

Write in your notebook:

- What did you do?
- What happened the next day?



Draw or paste pictures showing the steps.

2. BREAD OBSERVATION ACTIVITY

Keep a slice of bread in a closed box for 2-3 days.

Observe and write:

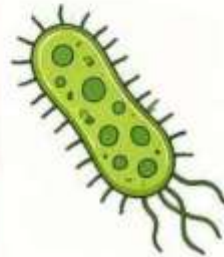
- What changes did you see?
- Why did this happen?



⚠ Do not touch the bread.

3. DRAW & LABEL

Draw any ONE microorganism: (Bacteria / Virus / Fungi)



Label its parts and write 2-3 lines about it.

4. HYGIENE CHART

Make a small poster on:

"How to Protect Ourselves from Harmful Microorganisms"

Include 4-5 points like:

- Wash hands regularly
- Eat clean food
- Drink clean water
- Keep surroundings clean
- Cover your mouth while coughing



5. ACTIVITY REFLECTION

Click pictures OR draw any 2 activities you performed. Explain each in 2-3 lines.



PART 2: WORKSHEETS

WORKSHEET - 1

A. Arrange in order (Simplest → Most Complex): Organ System, Tissue, Cell, Organism, Organ

□ → □ → □ → □ → □

B. Short Answer Questions:

- Why was the "lens" named after a lentil seed?
- What is the main function of the cell membrane?
- Name any three substances present in cytoplasm.
- What is the largest single cell and its size?

C. True or False:

- All visible living beings are microorganisms. ()
- Nucleus is the central region of the cell. ()
- Muscle cells in food pipe help push food. ()



WORKSHEET - 2

A. Write "Present" or "Absent":

Feature	Plant Cell	Animal Cell
Cell Wall		
Nucleus		
Chloroplast		
Large Vacuole		
Mitochondria		

B. Conceptual Thinking:

- Why do plant cells have a cell wall but animal cells do not?
- Which organelle contains chlorophyll, and why is it only found in specific parts of a plant?

C. Match the cell type to its description:

1. Nerve Cell (Neuron)	•	A. Spindle-shaped, helps in movement.
2. Muscle Cell	•	B. Rectangular and arranged compactly.
3. Onion Peel Cell	•	C. Long and branched to carry messages.

WORKSHEET - 3

A. Identifying Microbes

Using Table 2.1 and 2.2, identify the microorganism described:

- A single-celled protozoa with an irregular shape that moves: _____
- A fungus with a "brush-like" structure: _____
- A single-celled organism that looks green due to chlorophyll: _____
- Microbes that can be spherical, rod-shaped, or spiral: _____

B. Application & Environment

- Why do microorganisms generally not infect pickles or murabbas?
- How are Viruses different from other microorganisms like bacteria or Amoeba?
- If you were using a Foldscope to look at pond water, what are you likely to see?

C. Fill in the Blanks

- The term "micro" means _____ and "organism" means _____ beings.
- High concentrations of _____ or _____ act as preservatives.
- Bacteria found in our _____ help us with the process of digestion.



"Stay Curious, Keep Learning and Have a Wonderful Break!"



SUMMER VACATION HOMEWORK

— CLASS 8 – SOCIAL SCIENCE —



CHAPTERS COVERED

- Natural Resources and Their Use (Geography)
- Universal Adult Franchise (Civics)
- India's Electoral System (Civics)



PART 1: PROJECT WORK



PROJECT 1: NATURAL RESOURCES AROUND US

Objective: To understand types and uses of natural resources.

INSTRUCTIONS:

Collect pictures or draw diagrams of:

- **RENEWABLE RESOURCES**
(sunlight, water, wind)



- **NON-RENEWABLE RESOURCES**
(coal, petroleum)



ACTIVITY:

Create a poster on

**"SAVE
NATURAL
RESOURCES"**



Save Today,
Secure Tomorrow!

ACTIVITY:

Draw a flowchart showing election process in India

1. Announcement of Election



2. Preparation of Electoral Rolls



3. Nomination of Candidates



4. Campaign by Candidates



5. Polling (Voting) by Citizens



6. Counting of Votes



7. Declaration of Results



WRITING WORK - CAMPAIGN

Write 5 slogans on:

SAVING NATURAL RESOURCES

1. _____
2. _____
3. _____
4. _____
5. _____

IMPORTANCE OF VOTING

1. _____
2. _____
3. _____
4. _____
5. _____



★ NOTE: All homework and activity should be on Note book only.





CLASS 8TH

SUBJECT - PHYSICAL EDUCATION

**Q1. Read the chapter 2 Progressive Mass Drill
(page no.10).**

Q2. What is a mass drill?

Q3. Why is it called progressive?

Q4. What value does this drill promote?

**Q5. Draw a picture to the Progressive Mass
Drill game or paste picture in your physical
education copy and give a name to your team
below the picture. (Activity)**



CLASS 8TH

SUBJECT - YOGA

Question 1. Read the chapter 1 Yoga for daily Life. (page no 117)

Question 2. Benefits of yoga.

Question 3. What is yama?

Question 4. Five principle of yama.

Question 5. Activity 4

Imagine the following situations.

for each situation , write down how you would act and explain why ?(Page no 174 - A4 size)